

TB, RAM & CM ULTRAVIOLET FIXTURES

The TB in-room fixtures control tuberculosis, as well as other airborne pathogens and mold.



Models **TB-W** are designed to be wall-mounted to reduce upper air contamination. TB-W fixtures feature adjustable louvers to allow unlimited direction of the ultraviolet rays while protecting personnel and providing maximum germicidal irradiation. The units are constructed of high grade stainless steel with an alzak aluminum reflector.

They mount 7 feet above the floor and use SBL lamps. Relamping requires only disconnecting the power and lowering the hinged front louver. TB-W fixtures are shipped assembled and include a grounded power cord, pull-chain switch, ultraviolet lamp and louver.

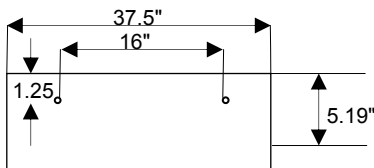
Model **RAM36-2** is a totally enclosed air-movement UV system. This fixture comes complete with filters, fans and 2 ultraviolet lamps. It is designed for rooms where congestion or ceiling height prohibits the use of wall-mounted indirect fixtures. Constructed of high grade stainless steel, each fixture produces four or more air changes per hour in rooms up to 200 square feet.



Technical Data

| Model | TB-12-W | TB-24-W | TB-36-W | RAM36-2 |
|------------------|--|-------------------------------|-------------------------------|-------------------------------|
| Lamp # | SBL350 | SBL325 | SBL005 | SBL420 |
| Lamp Life | 12,000 hours | 12,000 hours | 12,000 hours | 17,000 hours |
| Lamp Intensity | 50 $\mu\text{W}/\text{cm}^2$ | 100 $\mu\text{W}/\text{cm}^2$ | 175 $\mu\text{W}/\text{cm}^2$ | 120 $\mu\text{W}/\text{cm}^2$ |
| Air Movement | Convection | Convection | Convection | 100 CFM |
| Sq. Ft. Coverage | 75 sq. ft. | 200 sq. ft. | 300 sq. ft. | 200 sq. ft. |
| Electrical | 120/277V, 60Hz or 220V, 50Hz | | | |
| Construction | All units are made of high grade stainless steel | | | |
| Lamp replacement | Lamp replacement before the end of effective lamp life is strongly recommended | | | |

TB-36-W Installation Template



TB-36-W mounts via two keyhole slots in the back of the unit. These holes are on 16" center and require # 8 anchor screws. The unit weighs 25 lbs so the wall should be able to hold it.

When installing the UV lamp or relamping use cotton gloves or make sure not to touch the lamp. Fingerprints on the germicidal UV lamp will reduce the ultraviolet output.

The **TB-12-W / 24-W / 36-W** should never be installed less than 7 feet from the floor. *

* See installation instructions on next page

CM15 CORNER MOUNTED FIXTURE



CM15 is designed to mount in room corners with two keyhole slots at 7 ft. This fixture incorporates a GML500 lamp and covers 75 - 100 square feet. The CM15 fixture comes complete with an eight-foot power cord and an on/off switch. The louver restricts and concentrates the ultraviolet rays above eye level so **personnel can occupy the room** while the fixture is on.

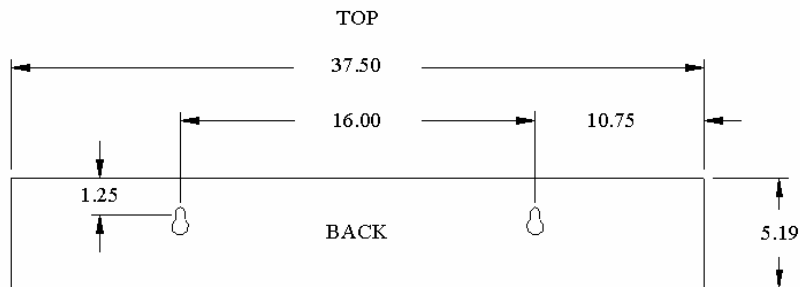
TB-W Systems Installation Instructions

TB-W systems are designed for wall mounted installation not less than 7' from the floor.

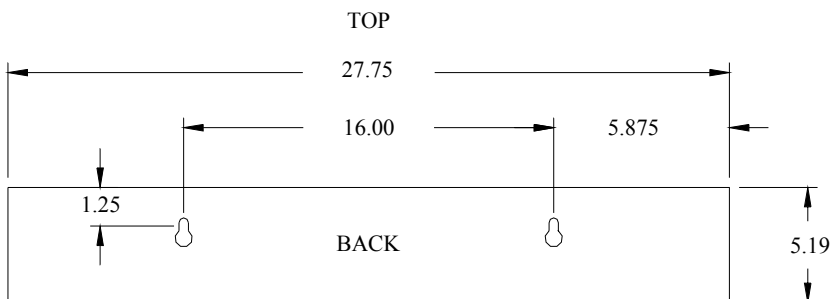
| | |
|----------------|-------------------------|
| Ceiling Height | Fixture Mounting Height |
| 8-9 ft. | 7 ft. |
| 10 ft. | 7.5 ft. |
| 11 ft. | 8 ft. |
| 12 ft. | 8.5 ft. |

The TB units mount via the two key-hole slots in the rear of the unit. These holes require No. 8 anchored screws. The unit weights are respectively 25lb, 23lb and 21lb. Make sure the wall can hold this weight.

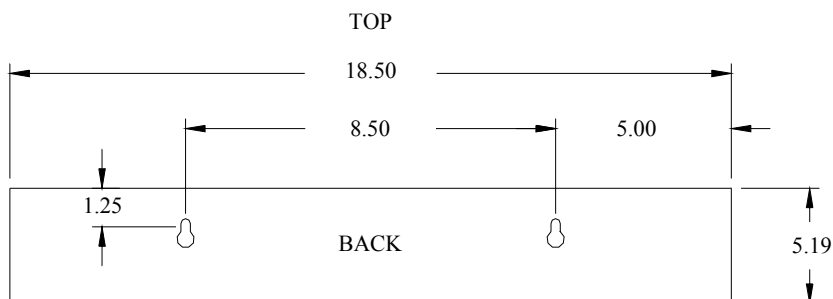
TB-36-W Installation Template



TB-24-W Installation Template



TB-12-W Installation Template



Relamp Procedure - Turn off power or pull switch to off position. Lower front louver and remove lamp. Install new lamp and replace louver.

When installing the UV lamp use cotton gloves. Fingerprint oil will leave a residue on the germicidal lamp, reducing ultraviolet output.



RAM, TB & CM FIXTURES PRICES

In-room fixtures can be used continuously to reduce air contamination. SBL germicidal UV lamps emitting at 254 nm are effective for 12,000 hours. Lamps will continue to operate after effective operating hours, however 254 nm output is not being emitted. Clean, monitor and check lamps regularly. Please, **specify voltage when ordering**.

| Length | Model | Description | Each |
|--------|--------------------|--|------|
| 48" | | Enclosed stainless steel fixture with two lamps, fans, and filters effective up to 200 square feet | |
| | RAM36-2-120 | 120V, 60Hz with two UV lamps | |
| | RAM36-2-230 | 220V, 50Hz with two UV lamps | |
| | FLT065 | Filter - 2 required 6¼" x 6¼" x 1¾" | |
| | FAN025B | Replacement Fan (2 required) | |
| | SBL420 | Germicidal UV replacement lamp (2 required) | |
| 37.5" | | Louvered, wall mounted stainless steel fixture with 1 UV lamp - effective up to 300 square feet | |
| | TB-36-W | 120V, 60Hz with one UV lamp | |
| | TB-36-W/277 | 277V, 60Hz with one UV lamp | |
| | TB-36-W/50 | 220V, 50Hz with one UV lamp | |
| | SBL005 | Germicidal UV replacement lamp (1) + \$60 if coated | |
| 27.75" | | Louvered, wall mounted stainless steel fixture with 1 UV lamp - effective up to 200 square feet | |
| | TB-24-W | 120V, 60Hz with one UV lamp | |
| | TB-24-W/277 | 277V, 60Hz with one UV lamp | |
| | TB-24-W/50 | 220V, 50Hz with one UV lamp | |
| | SBL325 | Germicidal UV replacement lamp (1) + \$40 if coated | |
| 18.5" | | Louvered, wall mounted stainless steel fixture with 1 UV lamp - effective up to 100 square feet | |
| | TB-12-W | 120V, 60Hz with one UV lamp | |
| | TB-12-W/277 | 277V, 60Hz with one UV lamp | |
| | TB-12-W/50 | 220V, 50Hz with one UV lamp | |
| | SBL350* | Germicidal UV lamp (1) + \$30 coated * SBL350 replaces SBL060 | |
| 14" | | Louvered, corner mounted fixture with one UV lamp - effective for 100-150 square feet | |
| | CM15 | 120V, 60Hz | |
| | CM15/220 | 230V, 50Hz | |
| | GML500 | Germicidal UV lamp with threaded base for CM15 | |
| | GML505 | 185nm UV lamp with threaded base (VH Ozone) | |
| | GML510 | Germicidal UV replacement lamp for CM15/220 | |